


Cardan Joint Adapter



REF 1400559

as accessory for mobile adjustable 2-hand telescopic handles
(Order no. 14002 21S, 14002 22S, 14002 23S)

Table of contents

1. General	2
1.1 General information	2
1.2 Explanations/symbols in the manual and on the handle	2
1.3 Intended use and application range	2
1.4 Useful life	2
1.7 Reuse	2
2. Safety information	2
3. Operation / mounting	3
3.1 Mounting	3
3.2 Mounting / assembling	3
3.3 Disassembling	3
4. Technical data	4
4.1 Markings on the product	4
4.2 Dimensions and weights	4
4.3 Materials	4
5. Maintenance	4
5.1 Maintenance (cleaning/disinfection)	4
5.2 Maintenance (service)	4
6. Malfunctions	4
7. Disposal	4



1. General

1.1 General information



Before using, be sure to carefully read these instructions for use and the instructions for use of the QuattroPlus grab handle (if not available, please request them!) and follow the safety instructions. Keep these instructions for future reference and pass them on to other users!

1.2 Explanations/symbols in this manual and on the handle

	Follow the instructions for use! (ISO 7010; M002)
	For persons with visual impairment, the font size for this on-line manual can be set accordingly at https://www.mobeli.de/download-bereich .
	Warning (indicates a dangerous situation)
	Manufacturer (additionally, year of manufacture on the handlebar)
REF	Order number
	Maximum user weight
CE	The mobile MOBELI grab handles are compliant with Regulation (EU) 2017/745
MD	The mobile MOBELI grab handles are Class I medical devices
LOT	Batch designation

1.3 Intended use and application range



The cardan joint adapters may only be used as accessories for Roth handles **14002 21S, 14002 22S, 14002 23S**. The cardan joint adapters increase the flexibility of these handholds for largely independent use of shower, bathtub, toilet and washbasin. The handles can now also be moved diagonally thanks to the quickly clip-on cardan joint adapters. This is particularly suitable for staggered joint patterns or for staggered angular attachment of the handle bar, as well as for use in corners.



Attention! The handle must not be used as a seat. Any other use, e.g. as a seat, carrying handle or climbing aid, is not permitted.

1.4 Useful life

The expected useful life is six years (if used daily and in accordance with the intended purpose) in an institution or public facility. The prerequisite for this is compliance with the maintenance and safety regulations specified in these operating instructions.

The actual service life may vary depending on the frequency and intensity of use. These handles have been tested according to ISO 17966:2016.

1.5 Reuse

The product is suitable for repeated use. How often the product can be used depends on the type of use. Clean, disinfect and inspect the product thoroughly before re-use.

2. Safety information


- Before each use of the handhold with the cardan joint adapters, the instructions for the handholds must be observed.
- The maximum user weight of the handholds is reduced to 60 kg when using the universal joint adapter!
- The cardan joint adapters may only be used in functional handholds.
- Damaged stickers must be replaced.



3. Operation / assembly

3.1 Mounting


First clip the telescope out of the handle (see instructions for use of the mobile handle).



Push the snap pins in (on both sides) of the telescopic bar (fig. 11) and insert the bar into the suction pad housing



Then press in the quick lock of the cardan joint adapter and push it into the suction head.

 **The imprint must be clearly visible. The mounted handle may only be used when the quick-release latches are firmly held. Be sure to check that the handle is held securely after assembly by pulling it.**


3.2 Mounting examples for 2-hand grips with cardan joint adapter

The 2-hand telescopic holding handles (order no.: 2) are attached to the cardan joint adapter by means of the 2-hand telescopic holding handles (order no.: 2). No. 14002 21S, 22S, 23S) can be used even more universally. The handles can now also be moved diagonally thanks to the quickly clip-on cardan joint adapters. If the cardan joint adapter is no longer needed, it can simply be removed again and prepared for the next problem solution.


→ Use over corner - in the glass shower bathtub, or at the sink.



→ height adjustment of the handle possible



Attention! Danger of crushing!
Hold only in the area of the telescopic handle, never in the area of the universal joint adapter.



3.3 Disassembling

Push the quick lock of the cardan joint adapter into the handle and pull it out of the cross parts on both sides.

4. Technical data

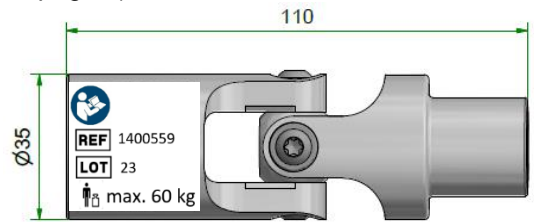
4.1 Markings on the product (for explanations of the symbols, see page 2)



It is essential to observe the marking on the handhold and to take into account that the maximum user weight of the handholds is reduced to 60 kg when using the universal joint adapters!

4.2 Dimensions and weights

The cardan joint adapter pair weighs 176 grams together.
The total length of the handle extends by 180 mm.



4.3 Materials

Metal parts made of stainless steel; plastic parts made of POM

5. Maintenance

5.1 Maintenance (cleaning/disinfection)

- The grab bar is resistant to the active agents in the hand and surface disinfectants certified by the DGHM (Disinfection Commission of the German Society for Hygiene and Microbiology) with the exception of phenol ether, pyridine derivative and thiocyanate.
- Clean them with standard household detergents such as soap suds. Make sure to thoroughly remove any soap or foam residue after use, e.g. after showering. (Otherwise rust can adhere to the stainless-steel parts.)
- Do not use abrasive or aggressive cleaning agents, under no circumstances thinner or petrol.
- Do not use cleaning agents that attack plastics.

5.2 Maintenance (service)

Check cardan joint adapter for damage and do not use damaged parts.

6. Malfunctions (see the instructions for use for the respective handholds)

7. Disposal

The product packaging should be recycled. The metal parts can be recycled as scrap metal. Disposal must be carried out according to the respective national statutory regulations. Please ask your local or communal authority about local disposal facilities.

These ROTH mobile grab handles may not be exported to the U.S. (cf. U.S. version)!

Subject to technical modification.

A brand of



MOBELI®

ROTH® Sanitärprogramme GmbH
D-72213 Altensteig
Kohlbergstraße 5
Tel.: (+49) 07453/9381-0 Fax - 23
eMail: info@mobeli.de
Internet: www.mobeli.de